



DISCOVERY AC-evo | DISCOVERY PE AC-evo

Excellence in handling operations

 Capacity (kg): 2000 - 2500 - 3000 - 3500 - 4000  Lifting Height (mm): 200

DISCOVERY AC-evo

An extra heavy-duty structure and large industrial batteries ensure maximum reliability and safety in applications with heavy use and loads.



DISCOVERY Compact AC-evo:

Super-compact version for heavy-duty use for loads to 2000 kg in the narrowest of work spaces.

AC technology

- + Performance
- + Driving control
- Service Costs



DISCOVERY PE AC-evo

With load cells built into the lifting forks, an electronic weighing system offers instant weight readings for the load being handled.



Electronic Display:

The electronic display shows the exact load and easily clears to zero. Available with data printer or serial output for connection to a PC.

POWERED PALLET TRUCKS

Features in detail: _____



NEW DR EVO DRIVE STEERING:

Includes LED battery charge indicator, "turtle" switch for variable speed control, precision proportional lifting / lowering control and safety reversing (crushproof) switch.



LARGE CAPACITIES:

Extra sturdy machine body and lifting-fork structure with larger battery in models with capacity of greater than 3000 Kg.



FREEDOM FROM DOWNTIME:

Powered by 24V industrial batteries with capacities to 270 Ah. A battery charger is built-in to the stacker control housing and includes a 220VAC power cord.



TRACTION AND STABILITY:

Structure with 5 contact points and shock-absorber system for perfect grip by the driving wheel in case of floor irregularities. AC traction drives offer maximum responsiveness in starting and during braking.

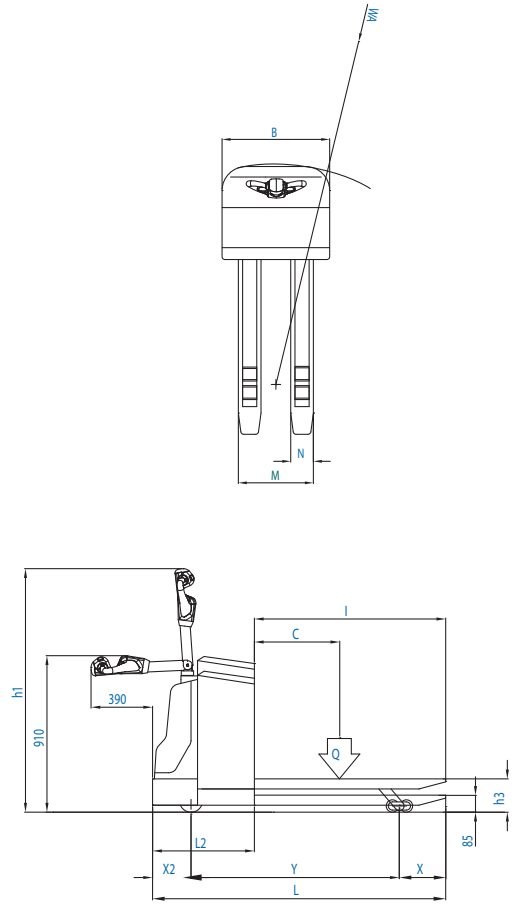


DISCOVERY AC-evo

model		compact	200/200	250/200	300/200	350/200	400/200
Q	Kg	2000	2000	2500	3000	3500	4000
C	mm	600	600	600	600	600	600
I	mm	1150	1150	1150	1150	1150	1150
L	mm	1660	1705	1705	1705	1725	1795
X	mm	205	180	180	180	180	180
X2	mm	190	190	190	190	200	230
Y	mm	1265	1335	1335	1335	1345	1385
L2	mm	510	555	555	555	575	645
M	mm	560	540	540	540	572	572
N	mm	180	170	170	170	200	200
h1	mm	1440	1440	1440	1440	1440	1440
h3	mm	200	200	200	200	200	200
B	mm	750	750	750	750	750	750
WA	mm	1475	1550	1550	1550	1570	1640

STANDARD EQUIPMENT

- AC three-phase technology traction motors • Electronic plant 24V with controller with mosfet technology complete with inverter and microprocessor fault research • Regenerative braking with consumption reduction and temperature control of the traction motor • Electronic battery charger 24V 20A with microprocessor (for DISCOVERY 200-250-300 / COMPACT) • Electronic battery charger 24V 50A with microprocessor (for DISCOVERY 350-400) • Forks control by push-buttons • Electric end stroke • Proof-seal bearings with pins with self lubricating sintered bushings • Electromagnetic parking brake • Fixed forks length mm. 800-1000-1150 • Shock absorber on driving-wheel • Exhausted battery warning-indicator • Side wheels with extra-heavy castors • Tandem fork rollers • DR-EVO Steering • Safety components • Traction Battery 24V 160AH (for DISCOVERY COMPACT) • Traction Battery 24V from 160 Ah to 270 Ah (for DISCOVERY 200-250-300) • Traction Battery 24V 240 / 270 Ah (for DISCOVERY 350-400)



DISCOVERY PE AC-evo

model		150/200	200/200	250/200
Q	Kg	1500	2000	2500
C	mm	600	600	600
I	mm	1150	1150	1150
L	mm	1730	1730	1730
X	mm	205	205	205
X2	mm	190	190	190
Y	mm	1335	1335	1335
L2	mm	580	580	580
M	mm	554	554	554
N	mm	184	184	184
h1	mm	1440	1440	1440
h3	mm	200	200	200
B	mm	750	750	750
WA	mm	1550	1550	1550

STANDARD EQUIPMENT

- AC three-phase technology traction motors • Electronic plant 24V with controller with mosfet technology complete with inverter and microprocessor fault research • Regenerative braking with consumption reduction and temperature control of the traction motor • Electronic battery charger 24V 20A with microprocessor • Forks control by push-buttons • Electric end stroke • Proof-seal bearings with pins with self lubricating sintered bushings • Electromagnetic parking brake • Shock absorber on driving-wheel • Exhausted battery warning-indicator • Side wheels with extra-heavy castors • Tandem fork rollers • DR-EVO Steering • Electronic weighing system • Safety components • Traction Battery 24V from 160 Ah to 270 Ah

